

Rankin School District #98 - Data Dashboard

Source

ISBE - Illinois Report Card

<https://www.illinoisreportcard.com/>

Summative Designations

Year

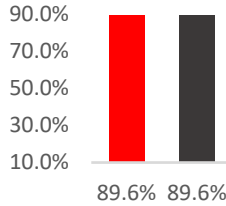
Teacher Retention Rate %

Student Attendance Rate %

Exemplary	2024
Exemplary	2023
Commendable	2022
Not calculated (COVID-19)	2021
Exemplary	2020
Exemplary	2019
Commendable	2018

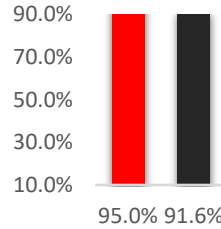
District 89.6%

State 89.6%



District 95.0%

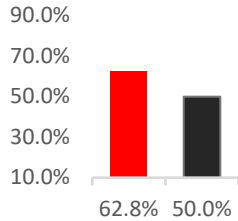
State 91.6%



Growth % - IAR - Math

District 62.8%

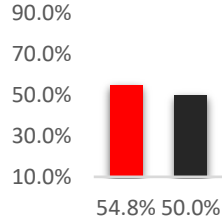
State 50.0%



Growth % - IAR - ELA

District 54.8%

State 50.0%



Students to Teacher Ratio

District 13:1

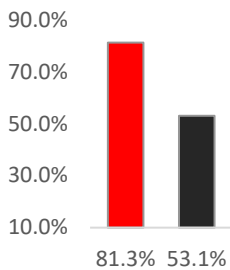
State 17:1



IL Science Assessment

District - Students Prof. 81.3%

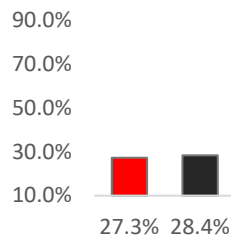
State - Students Prof. 53.1%



IAR - Math Proficiency

District - Students Prof. 27.3%

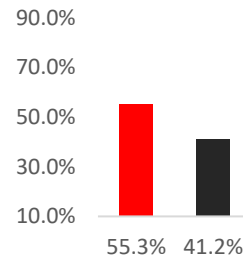
State - Students Prof. 28.4%



IAR - ELA Proficiency

District - Students Prof. 55.3%

State - Students Prof. 41.2%



Nov. 6, 2024